

# T301

## Outdoor 802.11ac 2x2:2 Wi-Fi Access Point



### DATA SHEET



### BENEFITS

#### GOOD OUTDOOR WI-FI

Industrial-grade IP-67 hardened enclosures (-20°C to +65°C).

#### GREAT WI-FI PERFORMANCE

Mitigate interference and extend coverage with patented BeamFlex+™ adaptive antenna technology utilizing multi-directional antenna patterns for the T301s.

#### AUTOMATE OPTIMAL THROUGHPUT

Improve performance automatically with ChannelFly and machine learning, which finds less congested Wi-Fi channels with dynamic RF channel selection.

#### MORE THAN WI-FI

Support services beyond Wi-Fi with [Ruckus IoT Suite](#), [Cloudpath](#) security and onboarding software, [SPoT](#) Wi-Fi locationing engine, and [SCI](#) network analytics.

At stadiums, transit hubs, and other crowded outdoor public venues, users want the same fast, reliable Wi-Fi connectivity they expect in their homes or offices. Delivering it, however, can be immensely challenging—and expensive. How can you navigate the noise, interference, and other challenges of high-density outdoor locations to give your users the high-performance Wi-Fi they expect?

The Ruckus T301 Series of 802.11ac access points delivers industry-leading Ruckus wireless performance in an economical, industrial-grade form factor designed for crowded outdoor locations. These ultra-lightweight, low-profile APs feature internal high-gain directional antennas to direct coverage, eliminating the need for bulky panel antennas and confusing and expensive external RF cabling. Choose from either 30-degree narrow beam or 120-degree sectorized antennas to enable fast, lower-cost installation, extended range, and improved throughput in the most challenging RF environments.

The T301 Series is designed for high-density outdoor environments such as stadiums, arenas, train stations, convention centers, and major metro areas. Using directed coverage, you can deploy these APs in close proximity without getting bogged down by co-channel interference—essential when deploying large numbers of APs within a fixed space.


The Ruckus T301 Series incorporates patented technologies found only in the Ruckus Wi-Fi portfolio.

- Extended coverage with patented BeamFlex+ utilizing multi-directional antenna patterns.
- Improve throughput with ChannelFly, which dynamically finds less congested Wi-Fi channels to use.

The T301 Series also features an IP 67-rated enclosure to withstand harsh outdoor conditions, as well as an 802.3af Power-over-Ethernet (PoE) input.

Whether you're deploying ten or ten thousand APs, the T301 is easy to manage through Ruckus' appliance, virtual, and cloud management options.

#### BeamFlex+ Adaptive Antenna Technology



### RUCKUS T301N: DUAL-BAND 802.11AC 2X2:2, 1167 MBPS



Internal narrow beam antenna for 2.4GHz and 5GHz, 30° narrow sector coverage

- Well suited to extremely high-density deployments
- Best coverage and capacity at 30° x 30°

### RUCKUS T301S: DUAL-BAND 802.11AC 2X2:2, 1167 MBPS

Internal sector adaptive antenna for 2.4GHz and 5GHz, 120° sector coverage

- Well suited to high-density deployments
- Best coverage and capacity at 120° x 30°



Integrated Adaptive Antennas<sup>1</sup>



802.3af Power over Ethernet (PoE)

LED Indicators

Protective vent to equalize pressure

Two-way fully adjustable mounting bracket



<sup>1</sup> N model supports PD-MRC only

## ACCESS POINT ANTENNA PATTERN

Ruckus' BeamFlex+ adaptive antennas allow the T301 AP to dynamically choose among a host of antenna patterns in real-time to establish the best possible connection with every device. This leads to:

- Better Wi-Fi coverage
- Reduced RF interference

Traditional omni-directional antennas, found in generic access points, oversaturate the environment by needlessly radiating RF signals in all directions. In contrast, the Ruckus BeamFlex+ adaptive antenna directs the radio signals per-device on a packet by-packet basis to optimize Wi-Fi coverage and capacity in real-time to support high device density environments. BeamFlex+ operates without the need for device feedback and hence can benefit even devices using legacy standards.

Figure 1. Example of BeamFlex+ pattern

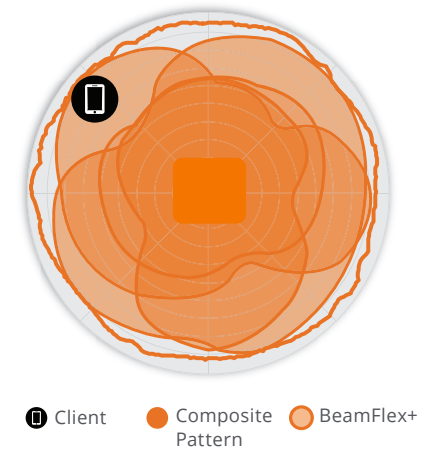


Figure 2. T301n 2.4GHz Azimuth Antenna Patterns



Figure 3. T301n 5GHz Azimuth Antenna Patterns



Figure 4. T301n 2.4GHz Elevation Antenna Patterns

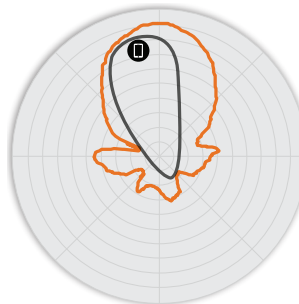
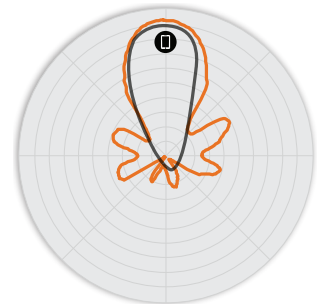


Figure 5. T301n 5GHz Elevation Antenna Patterns



Note. The T301n 30° antenna pattern does not have a BeamFlex pattern.

Note: The outer trace represents the composite RF footprint of all possible BeamFlex+ antenna patterns, while the inner trace represents one BeamFlex+ antenna pattern within the composite outer trace.

Wi-Fi	
Wi-Fi Standards	<ul style="list-style-type: none"> <li>IEEE 802.11a/b/g/n/ac</li> </ul>
Supported Rates	<ul style="list-style-type: none"> <li>802.11ac: 6.5 to 867Mbps (MCS0 to MCS9, NSS = 1 to 2 for VHT20/40/80)</li> <li>802.11n: 6.5 Mbps to 300Mbps (MCS0 to MCS15)</li> <li>802.11a/g: 54, 48, 36, 24, 18, 12, 9, 6Mbps</li> <li>802.11b: 11, 5.5, 2 and 1 Mbps</li> </ul>
Supported Channels	<ul style="list-style-type: none"> <li>2.4GHz: 1-13</li> <li>5GHz: 36-64, 100-144, 149-165</li> </ul>
MIMO	<ul style="list-style-type: none"> <li>2x2 SU-MIMO</li> </ul>
Spatial Streams	<ul style="list-style-type: none"> <li>2 SU-MIMO</li> </ul>
Channelization	<ul style="list-style-type: none"> <li>20, 40, 80MHz</li> </ul>
Security	<ul style="list-style-type: none"> <li>WPA-PSK, WPA-TKIP, WPA2 AES, 802.11i, Dynamic PSK</li> <li>WIPS/WIDS</li> </ul>
Other Wi-Fi Features	<ul style="list-style-type: none"> <li>WMM, Power Save, Tx Beamforming, LDPC, STBC, 802.11r/k/v</li> <li>Hotspot</li> <li>Hotspot 2.0</li> <li>Captive Portal</li> <li>WISPr</li> </ul>

RF	
Antenna Type	<ul style="list-style-type: none"> <li>BeamFlex+ adaptive antennas with polarization diversity</li> <li>Adaptive antenna that provides multiple unique antenna patterns per band</li> </ul>
Antenna Gain (max)	<ul style="list-style-type: none"> <li>3dBi for both 2.4GHz &amp; 5GHz</li> </ul>
Peak Transmit Power (aggregate across MIMO chains)	<ul style="list-style-type: none"> <li>2.4GHz: 23dBm</li> <li>5GHz: 22dBm</li> </ul>
Minimum Receive Sensitivity <sup>1</sup>	<ul style="list-style-type: none"> <li>-104dBm</li> </ul>
Frequency Bands	<ul style="list-style-type: none"> <li>ISM 2.4-2.484GHz</li> <li>U-NII-1 5.15-5.25GHz</li> <li>U-NII-2A 5.25-5.35GHz</li> <li>U-NII-2C 5.47-5.725GHz</li> <li>U-NII-3 5.725-5.85GHz</li> </ul>

2.4GHz RECEIVE SENSITIVITY			
HT20		HT40	
MCS0	MCS7	MCS0	MCS7
-96	-79	-94	-74

5GHz RECEIVE SENSITIVITY					
VHT20		VHT40		VHT80	
MCS0	MCS7	MCS0	MCS7	MCS0	MCS7
-96	-78	-94	-76	-90	-74

2.4GHz TX POWER TARGET	
Rate	Pout (dBm)
MCS0 HT20	22
MCS7 HT20	19

5GHz TX POWER TARGET	
Rate	Pout (dBm)
MCS0 VHT20	22
MCS7 VHT20	19
MCS0 VHT40, VHT80	22
MCS7 VHT40, VHT80	19

PERFORMANCE AND CAPACITY	
Peak PHY Rates	<ul style="list-style-type: none"> <li>2.4GHz: 300Mbps</li> <li>5GHz: 867Mbps</li> </ul>
Client Capacity	<ul style="list-style-type: none"> <li>Up to 512 clients per AP</li> </ul>
SSID	<ul style="list-style-type: none"> <li>Up to 32 (27 configurable) on 2.4GHz</li> <li>Up to 16 (13 configurable) on 5GHz</li> </ul>

RUCKUS RADIO MANAGEMENT	
Antenna Optimization	<ul style="list-style-type: none"> <li>BeamFlex+</li> <li>Polarization Diversity with Maximal Ratio Combining (PD-MRC)</li> </ul>
Wi-Fi Channel Management	<ul style="list-style-type: none"> <li>ChannelFly</li> <li>Background Scan Based</li> </ul>
Client Density Management	<ul style="list-style-type: none"> <li>Adaptive Band Balancing</li> <li>Client Load Balancing</li> <li>Airtime Fairness</li> <li>Airtime-based WLAN Prioritization</li> </ul>
SmartCast Quality of Service	<ul style="list-style-type: none"> <li>QoS-based scheduling</li> <li>Directed Multicast</li> <li>L2/L3/L4 ACLs</li> </ul>
Mobility	<ul style="list-style-type: none"> <li>SmartRoam</li> </ul>
Diagnostic Tools	<ul style="list-style-type: none"> <li>Spectrum Analysis</li> <li>SpeedFlex</li> </ul>

NETWORKING	
Controller Platform Support	<ul style="list-style-type: none"> <li>SmartZone</li> <li>ZoneDirector</li> <li>Cloud Wi-Fi</li> <li>Unleashed<sup>2</sup></li> <li>Standalone</li> </ul>
Mesh	<ul style="list-style-type: none"> <li>SmartMesh™ wireless meshing technology. Self-healing Mesh</li> </ul>
IP	<ul style="list-style-type: none"> <li>IPv4, IPv6</li> </ul>
VLAN	<ul style="list-style-type: none"> <li>802.1Q (1 per BSSID or dynamic per use based on RADIUS)</li> <li>VLAN Pooling</li> <li>Port-based</li> </ul>
802.1x	<ul style="list-style-type: none"> <li>Authenticator &amp; Supplicant</li> </ul>
Tunnel	<ul style="list-style-type: none"> <li>L2TP, GRE, Soft-GRE</li> </ul>
Policy Management Tools	<ul style="list-style-type: none"> <li>Application Visibility and Control</li> <li>Access Control Lists</li> <li>Device Fingerprinting</li> <li>Rate Limiting</li> </ul>

PHYSICAL INTERFACES	
Ethernet	<ul style="list-style-type: none"> <li>1 x 1GbE port, RJ-45</li> </ul>

<sup>1</sup> Rx sensitivity varies by band, channel width and MCS rate.

<sup>2</sup> Refer to Unleashed datasheets for SKU ordering information.

# T301

## Outdoor 802.11ac 2x2:2 Wi-Fi Access Point

## DATA SHEET

PHYSICAL CHARACTERISTICS	
Physical Size	<ul style="list-style-type: none"> <li>23.0(L) x 19.5 (H) x 11 (W) cm</li> <li>9.4 (L) x 5.6 (W) x 4.3 (H) in</li> </ul>
Weight	<ul style="list-style-type: none"> <li>2.5kg (5.5lbs) with adjustable bracket</li> </ul>
Ingress Protection	<ul style="list-style-type: none"> <li>IP-67</li> </ul>
Mounting	<ul style="list-style-type: none"> <li>Wall</li> <li>Pole mount, diameter 1" to 2.5"</li> </ul>
Physical Security	<ul style="list-style-type: none"> <li>Hidden latching mechanism</li> <li>Kensington lock</li> <li>T-bar Torx</li> </ul>
Operating Temperature	<ul style="list-style-type: none"> <li>-20°C (-40°F) to 65°C (149°F)</li> </ul>
Operating Humidity	<ul style="list-style-type: none"> <li>Up to 95%, non-condensing</li> </ul>

POWER <sup>3</sup>	
Power Supply	Maximum Power Consumption
802.3af	<ul style="list-style-type: none"> <li>11W</li> </ul>

CERTIFICATIONS AND COMPLIANCE	
Wi-Fi Alliance <sup>4</sup>	<ul style="list-style-type: none"> <li>Wi-Fi CERTIFIED™ a, b, g, n, ac</li> <li>Passpoint®, Vantage</li> </ul>
Standards Compliance <sup>5</sup>	<ul style="list-style-type: none"> <li>EN 60950-1 Safety</li> <li>EN 60601-1-2 Medical</li> <li>EN 61000-4-2/3/5 Immunity</li> <li>EN 50121-1 Railway EMC</li> <li>EN 50121-4 Railway Immunity</li> <li>IEC 61373 Railway Shock &amp; Vibration</li> <li>UL 2043 Plenum</li> <li>EN 62311 Human Safety/RF Exposure</li> <li>WEEE &amp; RoHS</li> <li>ISTA 2A Transportation</li> </ul>

SOFTWARE AND SERVICES	
Location Based Services	<ul style="list-style-type: none"> <li>SPoT</li> </ul>
Network Analytics	<ul style="list-style-type: none"> <li>SmartCell Insight (SCI)</li> </ul>
Security and Policy	<ul style="list-style-type: none"> <li>Cloudpath</li> </ul>

ORDERING INFORMATION	
901-T301-XX61	<ul style="list-style-type: none"> <li>T301n, 30x30 deg. Outdoor 802.11ac 2x2:2 narrow sector, dual-band concurrent access point, one Ethernet port, PoE input includes adjustable mounting bracket and one year warranty. Does not include PoE injector</li> </ul>
901-T301-XX51	<ul style="list-style-type: none"> <li>T301s, 120x30 deg. Outdoor 802.11ac 2x2:2 120 sector, dual-band concurrent access point, one Ethernet port, PoE input includes adjustable mounting bracket and one year warranty. Does not include PoE injector</li> </ul>

See Ruckus Price List for country-specific ordering information.  
Warranty: Sold with a limited lifetime warranty.  
For details see: <http://support.ruckuswireless.com/warranty>.

OPTIONAL ACCESSORIES	
902-0162-XXYY	<ul style="list-style-type: none"> <li>Spares of Power over Ethernet (PoE) Adapter (1GbE) with XX power adapter, quantity of 1 unit (applicable for P300, R710, R610, R700, R600, R500, R510, R300, R310, H510, H500, H320, T300, T301, T610, T610s)</li> </ul>
902—180-XX00	<ul style="list-style-type: none"> <li>Spares of Power over Ethernet (PoE) injector (10/100/1000Mbps), 60W, 120-240VAC, quantity of 1 unit (T300/T301 access points)</li> </ul>

PLEASE NOTE: When ordering Indoor APs, you must specify the destination region by indicating -US, -WW, or -Z2 instead of XX. When ordering PoE injectors or power supplies, you must specify the destination region by indicating -US, -EU, -AU, -BR, -CN, -IN, -JP, -KR, -SA, -UK, or -UN instead of -XX.

For access points, -Z2 applies to the following countries: Algeria, Egypt, Israel, Morocco, Tunisia, and Vietnam.

<sup>3</sup> Max power varies by country setting, band, and MCS rate.

<sup>4</sup> For complete list of WFA certifications, please see Wi-Fi Alliance website.

<sup>5</sup> For current certification status, please see price list.

Copyright © 2018 Ruckus Networks, an ARRIS company. All rights reserved. No part of this content may be reproduced in any form or by any means or used to make any derivative work (such as translation, transformation, or adaptation) without written permission from Ruckus Networks ("Ruckus"). Ruckus reserves the right to revise or change this content from time to time without obligation on the part of Ruckus to provide notification of such revision or change.

The Ruckus, Ruckus Wireless, Ruckus logo, Big Dog design, BeamFlex, ChannelFly, Edgelron, FastIron, HyperEdge, ICX, IronPoint, OPENG, and Xclaim and trademarks are registered in the U.S. and other countries. Ruckus Networks, Dynamic PSK, MediaFlex, Simply Better Wireless, SmartCast, SmartCell, SmartMesh, SpeedFlex, Unleashed, and ZoneDirector are Ruckus trademarks worldwide. Other names and brands mentioned in these materials may be claimed as the property of others.

Ruckus provides this content without warranty of any kind, implied or expressed, including, but not limited to, the implied warranties of merchantability and fitness for a particular purpose. Ruckus may make improvements or changes in the products or services described in this content at any time. The capabilities, system requirements and/or compatibility with third-party products described herein are subject to change without notice.



350 West Java Dr., Sunnyvale, CA 94089 USA  
[www.ruckusnetworks.com](http://www.ruckusnetworks.com)